

High Performance Composite V-Belts

NU T LINK
V-BELTS®


PowerTwist Plus
V-BELTS®

SUPER T LINK
SP WEDGE BELTS®

Designed to Outperform

Our HPC V-Belts are of unique designs and incorporate custom composite materials which provide a number of time- and cost-saving benefits to maintenance engineers and equipment designers:

- Industry standard power ratings
- Longer belt life
- Easier, faster installation
- Reduced V-belt inventory
- “Zero Downtime” maintenance
- Simplified drive design
- Reduced drive vibration



PowerTwist Plus
V-BELTS

Easy to use twist-lock design

- The everyday industrial workhorse
- Perfectly suited to 3L, A/4L and B/5L drives
- The upgrade for traditional rubber V-belts



NU T LINK
V-BELTS

Fast fit T-Link design

- When your drive needs more “muscle”
- Ideal for heavier, shock loaded applications and reciprocating engine powered drives
- Improved performance replacement for classical V-belts




SUPER T LINK
SP WEDGE BELTS

Fast fit T-Link design

- Heavy duty construction
- Specifically to replace metric SP wedge belts of SPZ, SPA, SPB and SPC cross section

High Performance Composite V-Belts from Fenner Drives



Your Alternative Choice...

Made from custom polyurethane elastomers reinforced with multiple plies of polyester fabric, Fenner Drives' High Performance Composite (HPC) V-Belts offer problem-solving alternatives to conventional endless wrapped rubber V-belts of classical and metric SP wedge cross sections.

Our product range is comprised of PowerTwist Plus and NuTLink V-Belts for classical section drives and SuperTLink V-Belts for applications using metric wedge SP rated belts.

While simple in concept, Fenner Drives' composite V-belts deliver outstanding performance, solving many of the field problems traditionally associated with conventional rubber V-belts.

Drop-In Replacements

Rest assured, when fitting PowerTwist Plus, NuTLink or SuperTLink V-Belts, it's only the belt that changes. Each type offers standard industry power ratings and will run in standard pulley grooves. There's no need to change associated components!



The Right Belt Guaranteed!

Tired of waiting in traffic on the way to your V-belt distributor or being charged a fee for delivery? Having the right belt on hand saves you **TIME & MONEY**. With Fenner Drives' HPC V-Belts, you can always have the right V-belt on hand. It comes in the same standard cross sections as rubber V-belts, but you can make a belt any length you need by hand in seconds.

PowerTwist Plus, NuTLink and SuperTLink are permanent replacements. There is no need to run back to the job and replace it with the correct size rubber V-belt. Simply fit it and move on to your next job.

Longer Belt Life in Harsh Operating Conditions

HPC V-Belts are manufactured from high performance polyurethane/polyester composite materials which ensure excellent durability even in the most demanding conditions. Fenner Drives' HPC V-Belts will outperform conventional rubber

V-belts in handling hostile environments, including exposure to oil, grease, water and most common industrial and agricultural chemicals and solvents. They are also more resistant to abrasion and will operate, with no loss in performance, at a more extreme temperature range — from -40°F to 240°F (-40°C to 116°C).



APPLICATION Stone Conveyor Drive

Problem Heavy shock loads plus exposure to abrasive aggregate and dust were causing excessive wear and premature failure of rubber SPC metric V-belts.

Solution Fitting high performance SuperTLink HPC V-Belts provided greater resistance to the harsh operating conditions. Belt life was increased five times with the TLink belt design absorbing vibratory stresses.



Easier & Faster Installation

Unique “quick connect” belt designs provide for easier and faster belt installation, even on captured or restricted access drives — no tools required. Belts are easily made up to the required length, by hand, in seconds and can be rolled onto a drive just like a bicycle chain.


No need to dismantle drive components or change existing pulleys as HPC V-Belts run in industry standard pulley grooves.



APPLICATION Bowling Center Pinsetter

Problem Replacing endless V-belts on a pinsetter is a maintenance nightmare with its many “stacked,” hard to reach drives.

Solution Making to length and installing quick connect PowerTwist Plus HPC V-Belts can be accomplished with nothing more than a flick of the wrist.



Reduced V-belt Inventory... Any Belt, Any Time

With PowerTwist Plus, NuTLink and SuperTLink, there's no need to maintain inventory of numerous different endless rubber belts to cover all your drives. Carry a box each of A/4L and B/5L in stock and you're 90% covered with a significant reduction in working capital tied up in spares.



APPLICATION HVAC Drives

Problem A naval base has over 200 air conditioning units using more than 130 different belt lengths. At any one time there were over 1,700 spare belts on site. This inventory was costly, difficult to manage and correct replacement belts always difficult to locate.



Solution On converting to PowerTwist Plus HPC V-Belts, the maintenance team now carries packs of the red belt 24/7. Drives are now serviced quickly without wasting time returning to the belt crib to pick up specific belt sizes. Inventory was reduced to just a few boxes of 3L, A/4L and B/5L sections.

“Zero Downtime” Maintenance

Like all power transmission belts, Fenner Drives' HPC V-Belts may require retensioning after an initial “run in” period. But unlike conventional V-belts, with PowerTwist Plus, NuTLink and SuperTLink, retensioning is simple; just roll a belt off, take out a link and roll it back on — no need to move any drive components. No time; no trouble.



APPLICATION Brick Manufacture

Problem Fitting replacement endless V-belts on this high heat drive entailed totally stripping down equipment, removing pulleys and then reassembling. This process would take 2 - 3 days.



Solution Installing NuTLink HPC V-Belts reduced downtime to just two hours with the added bonus of longer belt life.

Simplified Drive Design

The unique link design of Classical and SP rated HPC V-Belts allows designers considerable freedom in their choice of optimum drive configuration with savings in component costs and assembly times. As HPC V-Belts are effectively self-tensioning on installation and exhibit low operational stretch, there's no need to incorporate belt tensioners and sliding motor bases into drive designs. Plus, drives can be optimally mounted on/in equipment to ensure quick and easy field maintenance.



APPLICATION Airport Baggage Handling

Problem Chain was originally specified to drive rollers in a complex curve/loop configuration. Each roller was offset at an 8° angle. The stresses on the chain of running between angled sprockets caused frequent premature chain failure.

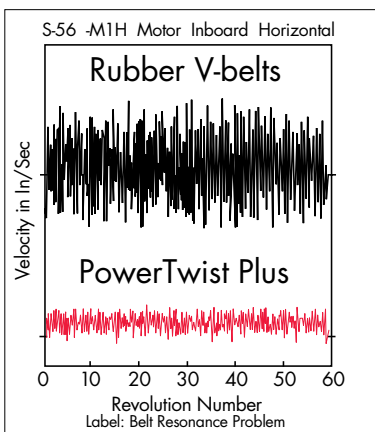


Solution Roller drives were converted to run SuperLink HPC V-Belts. Not only did SuperLink handle the drive misalignment with ease, system noise was reduced by 40% compared to the earlier chain driven set up.



Reduced Drive Vibration and System Noise

PowerTwist Plus, NuTLink and SuperTLink do not incorporate the continuous tension cords found in conventional V-belts. As a




Statistics courtesy of VibraNostics, Rochester, NY

result, transmitted vibration in the drive system can be reduced by 50% or more. Consequently, system noise is reduced and, as a bonus, bearing life extended.

APPLICATION Woodworking Equipment

Problem The continuous tension cords in conventional V-belts were allowing vibrations to be transmitted from the table saw motor to the cutting blade. This caused "blade chatter" leading to imperfect rough cuts.



Solution Fitting PowerTwist Plus HPC V-Belts dampened transmitted vibrations and reduced system noise significantly. All belt-driven woodworking equipment will benefit from fitting the red belt — perfect cuts and finishes every time!

Solving Big Problems on Big Drives



In addition to the common industry standard belt cross sections, NuTLink is available in larger belt profiles up to F/50mm! Here's an ideal solution for heavy industrial equipment where replacement belts

are either obsolete or expensive made-to-order items with excessive minimum order quantities.

APPLICATION Steel Rolling Mill Drive

Problem This steel mill rolling drive was fitted with 12 x 115' long F section rubber belts. When the belts were due for replacement, cost effective, readily available conventional belts couldn't be found. Plus, installation time was estimated to be at least one week.

Solution Specifying F section NuTLink HPC V-Belts reduced new belt costs by 50%+; installation time was just two days, minimizing line downtime and boosting plant output.



Pre-packs by Belt Designation	3L	O/Z	A/4L	A/13	B/5L	B/17	C/22	D/32	E/40*	F/50*	SPZ	SPA	SPB	SPC
PowerTwist Plus 5' Sleeve														
PowerTwist Plus 6' Sleeve														
PowerTwist Plus 25' Box														
PowerTwist Plus 100' Box														
NuTLink 20m Reel														
SuperTLink 100' Reel														

* Indicates non-stock cross sections — made-to-order only
Each pre-pack includes installation instructions and fitting tool (where appropriate). Complete installation instructions can also be found at www.fennerdrives.com.

PowerTwist Plus[®] for Conveying Systems

A Bright Red Bright Idea

Are you having any of these problems typically associated with conveyor operation?

- Tearing down half the conveyor to replace endless round or V-belts?
- Keeping chain conveyors well oiled or greased?
- Finding scuff marks on conveyed components?
- Experiencing belt cracking with endless rubber or urethane belts?
- Having to buy in volume when you only need one belt?
- Excessive spare belt inventory?



Then it's time you took advantage of the added value benefits of PowerTwist Plus[®].

- **Quick Installation:** Belts are easily made to the required length and installed in minutes without dismantling drive system components.
- **Low Maintenance:** High tensile strength; low stretch. PowerTwist Plus also requires no lubrication while in operation.
- **Non-Marking:** PowerTwist Plus minimizes surface contact marks or stains on the conveyed products.
- **Longer Life:** Outlasts conventional rubber belts in tough conditions. Unaffected by extremes of temperature, water, oils, grease, and common industrial solvents.
- **Reduce V-belt Inventory:** PowerTwist Plus is made to length on site, eliminating the need to purchase and hold numerous different spare endless belt lengths.

Product Range for Conveying Applications

	3L	O/Z	A/4L	AA	B/5L	BB	C	CC	D	5/16"	3/8"	1/2"	9/16"	3/4"
PowerTwist Plus														
PowerTwist Friction Top														
PowerTwist Bridge Top														
PowerTwist Cushion Top														
PowerTwist SuperGrip Top														
PowerTwist Ground Round														
PowerTwist Roller Drive														


Specialty Belts



To complement the use of PowerTwist Plus® V-Belts in material and unit handling applications, the following derivatives are available:

PowerTwist® Roller Drive™

Drop-in direct replacement with the same ride height as endless V-belts. Suitable for use on all V-belt driven live roller conveyor systems. Increased belt flexibility for longer life on curves.



Patent Number 7,004,311 and patents pending



PowerTwist® Friction Top™

Incorporates a super grip cast 85A durometer polyurethane top surface that gives extra grip on conveyed product.

Patent Number 6,565,689


PowerTwist® Bridge Top™

Supplied with Teflon® inserts for high temperature conveying applications; will handle contact temperatures up to 450°F (232°C).

Teflon is a registered trademark of DuPont.



Patent Numbers 5,564,558 and 6,062,379




PowerTwist® Cushion Top®

Transports product on a smooth, integrally bonded, "bubble" top surface.

Patent Numbers 7,004,311 and 7,241,354

PowerTwist® SuperGrip Top

Designed for applications requiring strong grip; combines easy installation with the superior conveying capabilities of PVC SuperGrip Top. Temperature range: -22°F to 150°F (-30°C to 66°C).



Patent Numbers 7,004,311 and 7,241,354



PowerTwist® Double-V

Ideal for use with serpentine drives or material transfer applications where a reduced contact surface is required.

PowerTwist® Ground Round®

Designed specifically to replace round profile rubber, urethane and leather belts. Extremely flexible and ideally suited for use with small pulley/idler diameters.




Patent Number D.347,919

The color red for link V-belts is registered in the U.S. Patent and Trademark Office as a trademark of Fenner, Inc.


Glass

PowerTwist Plus V-Belts are used extensively in the glass industry. Non-marking; high temperature rating; resistant to cuts and tears.



Warehousing

In addition to its use as a conveying belt, PowerTwist Plus is used extensively as a power transmission belt on belt driven roller, power curve and line shaft conveyors. Costly system downtime can be avoided with "quick fit" PowerTwist Plus... no tools: no time: no trouble!



Light Bulbs

PowerTwist[®] Ground Round[®] is used in this industry as it is non-marking and easy to fit on hard to access drive systems. Round section allows belting to accommodate serpentine drives.



Sheet Metal

With high tensile strength plus excellent oil and abrasion resistance, PowerTwist Plus is used commonly to transport metal sheeting and fabricated forms. Non-marking. Ideally suitable for use on long conveyor runs.




Washdowns

PowerTwist Plus is ideal for use in applications involving washdowns. On this crate washer, high resistance to water, elevated temperatures and detergents is essential.




Wood Conveying

Excellent abrasion resistance and product grip combined with easy installation makes PowerTwist Plus the transfer belt of choice in the fabricated wooden components sector.



Packaging

PowerTwist Plus V-Belts are widely used in time sensitive packaging operations. Replacement belts of any length can be made up by hand on site and fitted in minutes without the use of belt welding tools or the dismantling of drive components.



Tile Conveying

The composite material of PowerTwist Plus is resistant to abrasion, making it suitable for use with heavy, abrasive loads that cause urethane or other belting to fail prematurely.



PowerTwist Plus® V-Belts

Belt Section	Carton Pack	Product Number
3L	25'	0405010
O/Z	25'	0405020
A/4L	25'	0405030
B/5L	25'	0405050
C	25'	0405070
D	25'	0405090
3L	100'	0408010
O/Z	100'	0408020
A/4L	100'	0408030
B/5L	100'	0408050
C	100'	0408070
D	100'	0408090
3L	10 x 5' sleeve	0418010
A/4L	20 x 5' sleeve	0418030
B/5L	20 x 6' sleeve	0418050
A/B	8 x 5' (A/4L) 12 x 6' (B/5L)	0418060

PowerTwist® Double-V

Belt Section	Carton Pack	Product Number
AA	25'	0405230
BB	25'	0405250
CC	25'	0405270
AA	100'	0408230
BB	100'	0408250
CC	100'	0408270

PowerTwist® Ground Round®

Belt Section	Carton Pack	Product Number
5/16"	25'	04051050
3/8"	25'	04051060
1/2"	25'	04051040
9/16"	25'	04051070
3/4"	25'	04051080*
5/16"	100'	04081050
3/8"	100'	04081060
1/2"	100'	04081040
9/16"	100'	04081070
3/4"	100'	04081080*

PowerTwist® SuperGrip Top

Belt Section	Carton Pack	Product Number
A	100'	0409100
B	100'	0409200
C	100'	0409300

NuTLink® V-Belts

Belt Section	Carton Pack	Product Number
O/Z	20m	L01Z20
A/13	20m	L01A20
B/17	20m	L01B20
C/22	20m	L01C20
D/32	20m	L01D20
E/40	20m	L01E20*
F/50	20m	L01F20*

SuperTLink® SP Wedge Belts

Belt Section	Carton Pack	Product Number
SPZ	100'	8011380
SPA	100'	8011350
SPB	100'	8011360
SPC	100'	8011370

PowerTwist® Bridge Top™

Belt Section	Carton Pack	Product Number
A	25'	0499022*
B	25'	0499021*
C	25'	0408072*
A	100'	0499020*
B	100'	0499002*
C	100'	0408071*

PowerTwist® Cushion Top®

Belt Section	Carton Pack	Product Number
B	25'	0410100-25
B	100'	0410100

PowerTwist® Friction Top®

Belt Section	Carton Pack	Product Number
A	25'	0405081
B	25'	0405082
A	100'	0408081
B	100'	0408082

PowerTwist® Roller Drive™

Belt Section	Carton Pack	Product Number
B	25'	0410300-25
B	100'	0410300

* Consult factory for availability.

The following pages provide power ratings for PowerTwist Plus, NuTLink and SuperTLink belting, and offer some information on how to determine the belt type for a particular drive. Before you can proceed, you need to know the following four things:

1. The type of application or driven machine.
2. The type of prime mover, its HP rating and RPM.
3. The speed of the driven machine or speed ratio.
4. The approximate center distance between shafts.

Example:

7½ HP 1750 RPM, NEMA A, electric motor driving a restaurant roof top exhaust fan. Current drive consists of a 5.4 x 2B on the motor, a 6.8 x 2B on the fan and a center distance of about 22". Runs 16 – 24 hours/day.

Step 1. Find the Design Horsepower

- A. From Table 1 we select 1.2 SF, i.e. NEMA A motor, Fan up to 10 HP
- B. $DHP = 7.5 \text{ HP} \times 1.2 \text{ SF} = 9.0 \text{ DHP}$

The machines listed below are representative samples only. Select the group whose load characteristics closely match the machine being considered.

DriveN Machine	Types of Prime Mover					
	Intermittent Service 3 – 5 Hrs/Day or Seasonal	Normal Service 8 – 10 Hrs/Day	Continuous Service 16 – 24 Hrs/Day	Intermittent Service 3 – 5 Hrs/Day or Seasonal	Normal Service 8 – 10 Hrs/Day	Continuous Service 16 – 24 Hrs/Day
Fans (up to 10 HP); Centrifugal Pumps and Compressors; Conveyors (Light Duty)	1.0	1.1	1.2	1.1	1.2	1.3
Agitators: Liquid; Revolving and Vibrating Screens; Fans (over 10 HP); Generators; Machine Tools: Lathes, Mills, etc.; Line Shafts; Positive Displacement Rotary Pumps; Woodworking Equipment: Saws, Drills, Lathes, etc.	1.1	1.2	1.3	1.2	1.3	1.4
Brick Machinery; Agitators: Semi-Liquid; Presses, Punches, Shears; Pumps (Piston); Belt Conveyors: Ore, Coal, Sand, Aggregate; Compressors (Piston); Positive Displacement Blowers; Saw Mill Machinery; Textile Machinery	1.2	1.3	1.4	1.4	1.5	1.6

Table 1

Step 2. Review the Drive

- A. Calculate the speed ratio. This is large diameter divided by small diameter.
 $6.8 \div 5.4 = 1.26:1$
- B. Calculate Belt HP Rating
 1. Refer to the PowerTwist Plus power rating table for "B" cross section belt. Using the faster shaft RPM of 1750, read across to column headed 5.4" and find 5.43. This is the basic HP rating. Read across on the same line under the **Add-on Horsepower** rating section, in column headed 1.21 to 1.27, read .19. Adding .19 to 5.43 gives 5.62 rated HP per belt.
- C. Determine the Arc of Contact Correction Factor
 1. Calculate $(D - d) \div C$ and find factor $K\phi$ from Table 2.
 Where: $D = 6.8$, $d = 5.4$ and $C = 22$
 $(6.8 - 5.4) \div 22 = 0.06$
 Factor $K\phi$ is 1.00.
- D. Determine Belt Length and Length Correction Factor (L_C)
 1. Using the formula below calculate the belt length and from Table 3 find the Length Correction Factor (L_C).
$$\text{Belt Length} = 2C + 1.57(D + d) + \frac{(D - d)^2}{4C}$$

Where: $D = 6.8$, $d = 5.4$ and $C = 22$
 Belt Length = 63.2 inches
 From Table 3, under "B" cross section and between a 60 and 68 inch belt factor L_C is .93.
- E. Calculate Corrected HP per Belt
 1. Corrected HP per Belt = Rated HP per belt \times Factor $K\phi \times$ Factor L_C
 Corrected HP per Belt = $5.62 \times 1.00 \times .93 = 5.23$

Step 3. Find the Number of Belts Required

- A. Divide the Design Horsepower by the Corrected Horsepower per belt to find the number of belts required.
 The answer will usually contain a fraction; therefore always round up to the next whole number of belts.
 $DHP \div CHP = 9.0 \div 5.23 = 1.72$.

Two PowerTwist Plus belts are okay for the application.

Arc of Contact Correction Factor ($K\phi$) for V-Belt Drives

$\frac{D-d}{C}$	Arc of Contact, ϕ on Small Pulley Diameter	Factor $K\phi$
		A, B, C, D, SPZ, SPA, SPB, SPC
0.00	180	1.00
0.10	174	0.99
0.20	169	0.97
0.30	163	0.96
0.40	157	0.94
0.50	151	0.93
0.60	145	0.91
0.70	139	0.89
0.80	133	0.87
0.90	127	0.85
1.00	120	0.82
1.10	113	0.80
1.20	106	0.77
1.30	99	0.73
1.40	91	0.70
1.50	83	0.65

Where: D = large datum diameter
d = small datum diameter
C = center distance

Table 2

Belt Length Correction Factors (L_c)

Length (inches)	Belt Cross Section				Length (mm)	Belt Cross Section			
	A	B	C	D		SPZ	SPA	SPB	SPC
26	0.78				512	0.79			
31	0.82				630	0.83			
35	0.85	0.80			710	0.85			
38	0.87	0.82			800	0.87	0.81		
42	0.89	0.84			900	0.89	0.83		
46	0.91	0.86			1000	0.91	0.85		
51	0.93	0.88	0.80		1120	0.93	0.86		
55	0.95	0.89	0.83		1250	0.95	0.88	0.83	
60	0.97	0.91	0.83		1400	0.98	0.90	0.85	
68	1.00	0.94	0.85		1500	0.99	0.91	0.86	
75	1.02	0.96	0.87		1600	1.00	0.92	0.87	
80	1.04	0.98	0.88		1800	1.02	0.94	0.89	
81	1.05	0.98	0.89		2000	1.04	0.96	0.91	0.85
85	1.05	0.99	0.90		2240	1.06	0.98	0.93	0.86
90	1.07	1.00	0.91		2500	1.08	1.00	0.94	0.88
96	1.08	1.02	0.92		2800	1.10	1.02	0.96	0.90
97	1.10	1.02	0.94		3150	1.12	1.04	0.98	0.91
105	1.10	1.03	0.94		3550	1.15	1.06	1.00	0.93
112	1.12	1.05	0.95		4000			1.02	0.95
120	1.13	1.06	0.96	0.88	4500			1.04	0.97
128	1.15	1.08	0.98	0.89	5000			1.05	0.98
144		1.10	1.00	0.91	5600			1.07	1.00
158		1.12	1.02	0.93	6300			1.09	1.02
173		1.14	1.04	0.94	7100			1.11	1.03
180		1.15	1.05	0.95	7500			1.12	1.04
195		1.17	1.07	0.96	8000			1.13	1.05
210		1.18	1.08	0.98	9000				1.07
240		1.22	1.10	1.00	9500				1.08
270		1.24	1.13	1.02					
300		1.27	1.15	1.04					
330			1.17	1.06					
360			1.18	1.07					
390			1.20	1.09					
420			1.21	1.10					
480				1.13					
540				1.15					
600				1.17					
660				1.18					

Table 3

$$\text{Belt Length} = 2C + 1.57(D + d) + \frac{(D - d)^2}{4C}$$

Where: D = large datum diameter
d = small datum diameter
C = center distance



PowerTwist Plus Power Ratings for 3L Section Belt

RPM of Faster Shaft	Basic Horsepower per Belt for Small Pulley Datum Diameter						RPM of Faster Shaft	Basic Horsepower per Belt for Small Pulley Datum Diameter						RPM of Faster Shaft	Basic Horsepower per Belt for Small Pulley Datum Diameter					
	2.00	2.50	3.00	3.50	4.00	4.50		2.00	2.50	3.00	3.50	4.00	4.50		2.00	2.50	3.00	3.50	4.00	4.50
1160	0.19	0.30	0.40	0.50	0.59	0.68	1800	0.27	0.42	0.56	0.70	0.83	0.96	3400	0.40	0.64	0.85	1.04	1.19	1.30
1750	0.26	0.41	0.55	0.69	0.82	0.94	2000	0.29	0.45	0.61	0.76	0.90	1.03	3600	0.42	0.66	0.87	1.05	1.20	
3450	0.41	0.65	0.86	1.04	1.19	1.30	2200	0.31	0.49	0.65	0.81	0.96	1.10	3800	0.43	0.68	0.89	1.07		
800	0.15	0.22	0.29	0.36	0.43	0.50	2400	0.33	0.52	0.69	0.86	1.01	1.15	4000	0.43	0.69	0.91	1.08		
1000	0.17	0.26	0.35	0.44	0.52	0.61	2600	0.35	0.55	0.73	0.90	1.06	1.20	4200	0.44	0.70	0.92			
1200	0.20	0.31	0.41	0.51	0.61	0.70	2800	0.36	0.57	0.77	0.94	1.10	1.24	4400	0.45	0.71				
1400	0.22	0.35	0.46	0.58	0.69	0.79	3000	0.38	0.60	0.80	0.98	1.14	1.27	4600	0.45	0.72				
1600	0.25	0.38	0.51	0.64	0.76	0.88	3200	0.39	0.62	0.83	1.01	1.17	1.29	4800	0.46					

PowerTwist Plus Power Ratings for A Section Belt

RPM of Faster Shaft	Basic Horsepower per Belt for Small Pulley Datum Diameter										RPM of Faster Shaft	Add-on Horsepower per Belt for Speed Ratio					
	3.00	3.40	3.80	4.20	4.80	5.20	5.60	6.00	6.40	7.00		1.00 to 1.01	1.05 to 1.07	1.11 to 1.14	1.21 to 1.27	1.40 to 1.64	1.65 and higher
1160	1.17	1.53	1.89	2.24	2.76	3.10	3.44	3.77	4.10	4.58	1160	0.00	0.04	0.08	0.13	0.17	0.19
1750	1.55	2.07	2.58	3.07	3.80	4.27	4.74	5.19	5.64	6.29	1750	0.00	0.06	0.13	0.19	0.26	0.29
3450	2.29	3.16	4.00	4.80	5.93	6.64	7.30				3450	0.00	0.13	0.25	0.38	0.50	0.57
200	0.30	0.38	0.45	0.53	0.64	0.71	0.78	0.85	0.93	1.03	200	0.00	0.01	0.01	0.02	0.03	0.03
400	0.52	0.67	0.81	0.94	1.15	1.29	1.42	1.55	1.68	1.88	400	0.00	0.01	0.01	0.03	0.04	0.06
600	0.72	0.92	1.12	1.32	1.62	1.81	2.00	2.19	3.03	2.66	600	0.00	0.02	0.04	0.07	0.09	0.10
800	0.89	1.15	1.41	1.67	2.05	2.30	2.54	2.79	3.03	3.38	800	0.00	0.03	0.06	0.09	0.12	0.13
1000	1.05	1.37	1.69	2.00	2.45	2.76	3.05	3.35	3.64	4.07	1000	0.00	0.04	0.07	0.11	0.15	0.16
1200	1.20	1.57	1.94	2.31	2.84	3.19	3.54	3.88	4.21	4.71	1200	0.00	0.04	0.09	0.13	0.18	0.20
1400	1.34	1.76	2.18	2.60	3.21	3.60	3.99	4.38	4.76	5.32	1400	0.00	0.05	0.10	0.15	0.20	0.23
1600	1.46	1.94	2.41	2.87	3.55	3.99	4.43	4.85	5.27	5.89	1600	0.00	0.06	0.12	0.18	0.23	0.26
1800	1.58	2.11	2.63	3.14	3.88	4.36	4.84	5.30	5.76	6.42	1800	0.00	0.07	0.13	0.20	0.26	0.30
2000	1.69	2.27	2.84	3.39	4.19	4.71	5.23	5.72	6.21	6.92	2000	0.00	0.07	0.15	0.22	0.29	0.33
2200	1.80	2.42	3.03	3.62	4.49	5.05	5.59	6.12	6.63	7.37	2200	0.00	0.08	0.16	0.24	0.32	0.36
2400	1.89	2.56	3.21	3.85	4.77	5.36	5.93	6.48	7.02	7.79	2400	0.00	0.09	0.18	0.26	0.35	0.39
2600	1.98	2.69	3.39	4.06	5.03	5.65	6.25	6.82	7.38	8.17	2600	0.00	0.09	0.19	0.29	0.38	0.43
2800	2.07	2.82	3.55	4.25	5.27	5.91	6.54	7.13	7.70		2800	0.00	0.10	0.20	0.31	0.41	0.46
3000	2.14	2.93	3.70	4.44	5.49	6.16	6.80	7.41	7.99		3000	0.00	0.11	0.22	0.33	0.44	0.49
3200	2.21	3.04	3.84	4.61	5.70	6.39	7.04	7.66			3200	0.00	0.12	0.23	0.35	0.47	0.53
3400	2.27	3.14	3.97	4.76	5.89	6.59	7.25				3400	0.00	0.12	0.25	0.37	0.50	0.56
3600	2.33	3.23	4.09	4.91	6.06	6.77					3600	0.00	0.13	0.26	0.39	0.53	0.59
3800	2.38	3.31	4.19	5.04	6.21						3800	0.00	0.14	0.28	0.42	0.56	0.63
4000	2.42	3.38	4.29	5.15							4000	0.00	0.15	0.29	0.44	0.59	0.66
4200	2.45	3.44	4.37	5.25							4200	0.00	0.15	0.31	0.46	0.61	0.69
4400	2.48	3.50	4.45	5.33							4400	0.00	0.16	0.32	0.48	0.64	0.72
4600	2.51	3.54	4.51								4600	0.00	0.17	0.34	0.50	0.67	0.76
4800	2.52	3.58	4.55								4800	0.00	0.18	0.35	0.53	0.70	0.79
5000	2.53	3.60									5000	0.00	0.18	0.37	0.55	0.73	0.82
5200	2.53	3.62									5200	0.00	0.19	0.38	0.57	0.76	0.86
5400	2.52	3.62									5400	0.00	0.20	0.39	0.59	0.79	0.89



PowerTwist Plus Power Ratings for B Section Belt

RPM of Faster Shaft	Basic Horsepower per Belt for Small Pulley Datum Diameter									RPM of Faster Shaft	Add-on Horsepower per Belt for Speed Ratio					
	5.00*	5.20*	5.40	6.00	6.40	6.80	7.40	8.60	9.40		1.00 to 1.01	1.05 to 1.07	1.11 to 1.14	1.21 to 1.27	1.40 to 1.64	1.65 and higher
1160	3.51	3.81	4.11	4.99	5.57	6.14	6.99	8.62	9.68	1160	0.00	0.04	0.08	0.13	0.17	0.19
1750	4.61	5.02	5.43	6.64	7.43	8.20	9.32	11.44	12.76	1750	0.00	0.06	0.13	0.19	0.26	0.29
3450	6.02	6.65	7.22							3450	0.00	0.13	0.25	0.38	0.50	0.57
200	0.89	0.96	1.02	1.21	1.34	1.46	1.65	2.02	2.26	200	0.00	0.01	0.01	0.02	0.03	0.03
400	1.57	1.69	1.80	2.16	2.39	2.62	2.97	3.65	4.10	400	0.00	0.01	0.03	0.04	0.06	0.07
600	2.15	2.32	2.49	3.00	3.33	3.66	4.15	5.12	5.75	600	0.00	0.02	0.04	0.07	0.09	0.10
800	2.68	2.90	3.12	3.76	4.19	4.61	5.24	6.46	7.26	800	0.00	0.03	0.06	0.09	0.12	0.13
1000	3.16	3.42	3.69	4.47	4.98	5.49	6.24	7.71	8.65	1000	0.00	0.04	0.07	0.11	0.15	0.16
1200	3.59	3.90	4.21	5.12	5.71	6.30	7.17	8.84	9.92	1200	0.00	0.04	0.09	0.13	0.18	0.20
1400	3.99	4.34	4.69	5.72	6.39	7.05	8.02	9.88	11.07	1400	0.00	0.05	0.10	0.15	0.20	0.23
1600	4.36	4.75	5.13	6.27	7.00	7.73	8.79	10.81	12.09	1600	0.00	0.06	0.12	0.18	0.23	0.26
1800	4.69	5.11	5.53	6.76	7.57	8.35	9.49	11.63	12.97	1800	0.00	0.07	0.13	0.20	0.26	0.30
2000	4.98	5.44	5.89	7.21	8.07	8.90	10.10	12.34	13.70	2000	0.00	0.07	0.15	0.22	0.29	0.33
2200	5.24	5.73	6.21	7.61	8.51	9.38	10.64	12.93		2200	0.00	0.08	0.16	0.24	0.32	0.36
2400	5.47	5.98	6.49	7.96	8.90	9.80	11.08			2400	0.00	0.09	0.18	0.26	0.35	0.39
2600	5.66	6.19	6.72	8.25	9.22	10.14				2600	0.00	0.09	0.19	0.29	0.38	0.43
2800	5.81	6.37	6.92	8.49	9.47	10.40				2800	0.00	0.10	0.20	0.31	0.41	0.46
3000	5.93	6.50	7.06	8.66						3000	0.00	0.11	0.22	0.33	0.44	0.49
3200	6.00	6.59	7.17							3200	0.00	0.12	0.23	0.35	0.47	0.53
3400	6.04	6.64	7.22							3400	0.00	0.12	0.25	0.37	0.50	0.56
3600	6.04	6.64	7.22							3600	0.00	0.13	0.26	0.39	0.53	0.59

* Indicates diameters below minimum recommended for B V-belt. Can be used only if a reduction in belt service life is acceptable.

PowerTwist Plus Power Ratings for C Section Belt

RPM of Faster Shaft	Basic Horsepower per Belt for Small Pulley Datum Diameter								RPM of Faster Shaft	Add-on Horsepower per Belt for Speed Ratio					
	8.00*	8.50*	9.00	10.00	11.00	12.00	14.00	16.00		1.00 to 1.01	1.05 to 1.07	1.11 to 1.14	1.21 to 1.27	1.40 to 1.64	1.65 and higher
870	8.41	9.43	10.44	12.41	14.34	16.23	19.84	23.25	870	0.00	0.03	0.06	0.10	0.13	0.14
1160	10.21	11.48	12.73	15.16	17.50	19.75	23.96	27.77	1160	0.00	0.04	0.08	0.13	0.17	0.19
1750	12.78	14.41	15.98	18.96					1750	0.00	0.06	0.13	0.19	0.26	0.29
200	2.68	2.97	3.25	3.82	4.38	4.93	6.02	7.09	200	0.00	0.01	0.01	0.02	0.03	0.03
400	4.68	5.21	5.74	6.78	7.80	8.82	10.80	12.75	400	0.00	0.01	0.03	0.04	0.06	0.07
600	6.40	7.15	7.90	9.37	10.81	12.23	15.00	17.67	600	0.00	0.02	0.04	0.07	0.09	0.10
800	7.92	8.87	9.82	11.67	13.48	15.26	18.67	21.92	800	0.00	0.03	0.06	0.09	0.12	0.13
1000	9.26	10.39	11.52	13.71	15.84	17.91	21.83	25.48	1000	0.00	0.04	0.07	0.11	0.15	0.16
1200	10.43	11.73	13.01	15.49	17.88	20.17	24.44		1200	0.00	0.04	0.09	0.13	0.18	0.20
1400	11.43	12.87	14.28	17.00	19.59	22.02			1400	0.00	0.05	0.10	0.15	0.20	0.23
1600	12.27	13.83	15.34	18.23	20.94	23.44			1600	0.00	0.06	0.12	0.18	0.23	0.26
1800	12.93	14.58	16.17	19.17					1800	0.00	0.07	0.13	0.20	0.26	0.30
2000	13.41	15.12	16.75						2000	0.00	0.07	0.15	0.22	0.29	0.33
2200	13.69	15.44							2200	0.00	0.08	0.16	0.24	0.32	0.36

* Indicates diameters below minimum recommended for C V-belt. Can be used only if a reduction in belt service life is acceptable.

- The upgrade for rubber V-belts
- High performance urethane elastomer.
- High strength — low stretch.
- Superior resistance to hostile environments.
- Made to length by hand — no tools.
- Can be installed without dismantling drive components.





NuTLink Power Ratings for A Section Belt

RPM of Faster Shaft	Basic Horsepower per Belt for Small Pulley Datum Diameter										RPM of Faster Shaft	Add-on Horsepower per Belt for Speed Ratio					
	3.00	3.40	3.80	4.20	4.80	5.20	5.60	6.00	6.40	7.00		1.00 to 1.01	1.05 to 1.07	1.11 to 1.14	1.21 to 1.27	1.40 to 1.64	1.65 and higher
1160	1.41	1.85	2.29	2.72	3.36	3.78	4.18	4.59	4.99	5.59	1160	0.00	0.04	0.08	0.14	0.18	0.20
1750	1.85	2.49	3.11	3.71	4.59	5.17	5.73	6.28	6.82	7.60	1750	0.00	0.06	0.14	0.20	0.27	0.30
3450	2.62	3.65	4.64	5.57	6.86	7.64	8.35	8.96	9.57		3450	0.00	0.14	0.26	0.40	0.53	0.60
200	0.37	0.45	0.55	0.64	0.77	0.85	0.95	1.04	1.12	1.24	200	0.00	0.01	0.01	0.02	0.03	0.03
400	0.63	0.80	0.97	1.14	1.39	1.56	1.72	1.89	2.04	2.29	400	0.00	0.01	0.03	0.04	0.06	0.07
600	0.86	1.11	1.36	1.60	1.96	2.19	2.43	2.66	2.90	3.24	600	0.00	0.02	0.04	0.07	0.09	0.11
800	1.07	1.39	1.71	2.03	2.49	2.79	3.09	3.39	3.69	4.12	800	0.00	0.03	0.06	0.09	0.13	0.14
1000	1.26	1.65	2.04	2.42	2.98	3.35	3.71	4.07	4.43	4.96	1000	0.00	0.04	0.07	0.12	0.16	0.17
1200	1.44	1.90	2.35	2.79	3.45	3.87	4.30	4.72	5.12	5.73	1200	0.00	0.04	0.09	0.14	0.19	0.21
1400	1.60	2.12	2.64	3.14	3.89	4.37	4.85	5.32	5.78	6.46	1400	0.00	0.05	0.11	0.16	0.21	0.24
1600	1.75	2.34	2.91	3.47	4.30	4.84	5.37	5.88	6.39	7.13	1600	0.00	0.06	0.13	0.19	0.24	0.27
1800	1.89	2.53	3.17	3.78	4.69	5.27	5.85	6.40	6.95	7.74	1800	0.00	0.07	0.14	0.21	0.27	0.32
2000	2.02	2.72	3.40	4.07	5.05	5.68	6.29	6.89	7.47	8.31	2000	0.00	0.07	0.16	0.23	0.30	0.35
2200	2.13	2.89	3.63	4.35	5.39	6.06	6.71	7.33	7.93	8.79	2200	0.00	0.08	0.17	0.25	0.34	0.38
2400	2.24	3.05	3.84	4.59	5.70	6.40	7.08	7.73	8.35	9.22	2400	0.00	0.09	0.19	0.27	0.37	0.41
2600	2.33	3.19	4.03	4.83	5.98	6.71	7.41	8.08	8.70	9.57	2600	0.00	0.09	0.20	0.30	0.40	0.45
2800	2.42	3.32	4.19	5.04	6.24	6.99	7.71	8.38	9.05		2800	0.00	0.11	0.21	0.33	0.43	0.48
3000	2.49	3.44	4.35	5.23	6.46	7.23	7.95	8.63	9.22		3000	0.00	0.12	0.23	0.35	0.46	0.51
3200	2.56	3.54	4.49	5.39	6.66	7.44	8.16	8.87			3200	0.00	0.13	0.24	0.37	0.49	0.56
3400	2.61	3.64	4.61	5.53	6.82	7.60	8.33				3400	0.00	0.13	0.26	0.39	0.53	0.59
3600	2.64	3.71	4.72	5.66	6.95	7.73					3600	0.00	0.14	0.27	0.41	0.56	0.62
3800	2.68	3.77	4.79	5.66	7.05						3800	0.00	0.15	0.29	0.44	0.59	0.66
4000	2.70	3.81	4.85	5.82							4000	0.00	0.16	0.30	0.46	0.62	0.69
4200	2.71	3.85	4.90	5.86							4200	0.00	0.16	0.33	0.48	0.64	0.72
4400	2.70	3.85	4.92	5.88							4400	0.00	0.17	0.34	0.50	0.67	0.76
4600	2.68	3.85	4.92								4600	0.00	0.18	0.36	0.53	0.70	0.80
4800	2.65	3.84	4.90								4800	0.00	0.19	0.37	0.56	0.74	0.83
5000	2.61	3.80									5000	0.00	0.19	0.39	0.58	0.77	0.86

NuTLink Power Ratings for B Section Belt

RPM of Faster Shaft	Basic Horsepower per Belt for Small Pulley Datum Diameter									RPM of Faster Shaft	Add-on Horsepower per Belt for Speed Ratio					
	5.00*	5.20*	5.40	6.00	6.40	6.80	7.40	8.60	9.40		1.00 to 1.01	1.05 to 1.07	1.11 to 1.14	1.21 to 1.27	1.40 to 1.64	1.65 and higher
1160	4.40	4.75	5.10	6.13	6.80	7.47	8.45	10.40	11.59	1160	0.00	0.04	0.08	0.14	0.18	0.20
1750	5.80	6.27	6.74	8.14	9.04	9.94	11.22	13.62	15.09	1750	0.00	0.06	0.14	0.20	0.27	0.30
3450	7.26	7.89	8.49	10.12	11.04	11.87				3450	0.00	0.14	0.26	0.40	0.53	0.60
200	1.09	1.17	1.24	1.46	1.61	1.75	1.97	2.39	2.68	200	0.00	0.01	0.01	0.02	0.03	0.03
400	1.93	2.07	2.21	2.62	2.89	3.16	3.56	4.36	4.88	400	0.00	0.01	0.03	0.04	0.06	0.07
600	2.67	2.87	3.06	3.66	4.05	4.43	5.00	6.14	6.87	600	0.00	0.02	0.04	0.07	0.09	0.11
800	3.34	3.60	3.85	4.61	5.11	5.59	6.33	7.76	8.69	800	0.00	0.03	0.06	0.09	0.13	0.14
1000	3.95	4.26	4.56	5.48	6.08	6.67	7.54	9.29	10.40	1000	0.00	0.04	0.07	0.12	0.16	0.17
1200	4.51	4.87	5.23	6.28	6.97	7.65	8.67	10.58	11.87	1200	0.00	0.04	0.09	0.14	0.19	0.21
1400	5.01	5.43	5.82	7.02	7.79	8.56	9.66	11.87	13.16	1400	0.00	0.05	0.11	0.16	0.21	0.24
1600	5.47	5.92	6.38	7.68	8.54	9.38	10.58	12.88	14.35	1600	0.00	0.06	0.13	0.19	0.24	0.27
1800	5.89	6.38	6.86	8.28	9.20	10.12	11.41	13.80	15.27	1800	0.00	0.07	0.14	0.21	0.27	0.32
2000	6.26	6.78	7.30	8.80	9.75	10.67	12.05	14.54	16.01	2000	0.00	0.07	0.16	0.23	0.30	0.35
2200	6.57	7.12	7.67	9.29	10.30	11.22	12.33	15.09		2200	0.00	0.08	0.17	0.25	0.34	0.38
2400	6.83	7.41	7.98	9.66	10.67	11.68	13.06			2400	0.00	0.09	0.19	0.27	0.37	0.41
2600	7.04	7.64	8.22	9.95	10.95	11.96				2600	0.00	0.09	0.20	0.3	0.40	0.45
2800	7.19	7.80	8.41	10.21	11.13	12.14				2800	0.00	0.11	0.21	0.33	0.43	0.48
3000	7.28	7.90	8.52	10.21						3000	0.00	0.12	0.23	0.35	0.46	0.51
3200	7.31	7.94	8.56							3200	0.00	0.13	0.24	0.37	0.49	0.56
3400	7.28	7.91	8.51							3400	0.00	0.13	0.26	0.39	0.53	0.59
3600	7.19	7.80	8.39							3600	0.00	0.14	0.27	0.41	0.56	0.62

* Indicates diameters below minimum recommended for B V-belt. Can be used only if a reduction in belt service life is acceptable.



NuTLink Power Ratings for C Section Belt


RPM of Faster Shaft	Basic Horsepower per Belt for Small Pulley Datum Diameter								RPM of Faster Shaft	Add-on Horsepower per Belt for Speed Ratio					
	8.00*	8.50*	9.00	10.00	11.00	12.00	14.00	16.00		1.00 to 1.01	1.05 to 1.07	1.11 to 1.14	1.21 to 1.27	1.40 to 1.64	1.65 and higher
870	9.27	10.35	11.34	13.41	15.30	17.19	20.88	24.30	870	0.00	0.03	0.06	0.11	0.14	0.15
1160	11.34	12.69	13.95	16.38	18.72	20.97	25.11	28.80	1160	0.00	0.04	0.08	0.14	0.18	0.20
1750	14.22	15.84	17.37	20.25	22.77	25.11			1750	0.00	0.06	0.14	0.20	0.27	0.30
200	2.84	3.13	3.42	3.99	4.55	5.11	6.22	7.31	200	0.00	0.01	0.01	0.02	0.03	0.03
400	5.06	5.60	6.13	7.19	8.24	9.27	11.25	13.32	400	0.00	0.01	0.03	0.04	0.06	0.07
600	7.00	7.77	8.52	9.99	11.52	12.96	15.75	18.45	600	0.00	0.02	0.04	0.07	0.09	0.11
800	8.73	9.72	10.62	12.51	14.40	16.20	19.62	22.95	800	0.00	0.03	0.06	0.09	0.13	0.14
1000	10.26	11.43	12.60	14.76	16.92	18.99	22.95	26.55	1000	0.00	0.04	0.07	0.12	0.16	0.17
1200	11.61	12.96	14.22	16.74	19.08	21.42	25.56		1200	0.00	0.04	0.09	0.14	0.19	0.21
1400	12.78	14.22	15.57	18.27	20.88	23.22			1400	0.00	0.05	0.11	0.16	0.21	0.24
1600	13.68	15.21	16.74	19.53	22.14	24.48			1600	0.00	0.06	0.13	0.19	0.24	0.27
1800	14.40	16.02	17.55	20.43					1800	0.00	0.07	0.14	0.21	0.27	0.32
2000	14.94	16.56	18.09						2000	0.00	0.07	0.16	0.23	0.30	0.35
2200	15.12	16.74							2200	0.00	0.08	0.17	0.25	0.34	0.38

* Indicates diameters below minimum recommended for C V-belt. Can be used only if a reduction in belt service life is acceptable.

NuTLink Power Ratings for D Section Belt

RPM of Faster Shaft	Basic Horsepower per Belt for Small Pulley Datum Diameter						RPM of Faster Shaft	Add-on Horsepower per Belt for Speed Ratio					
	13.00	14.00	15.00	16.00	18.00	22.00		1.00 to 1.01	1.05 to 1.07	1.11 to 1.14	1.21 to 1.27	1.40 to 1.64	1.65 and higher
575	20.01	22.63	25.25	27.77	32.73	41.98	575	0.00	0.02	0.04	0.06	0.08	0.09
870	26.55	30.01	33.38	36.65	42.73	53.39	870	0.00	0.03	0.06	0.11	0.14	0.15
1160	30.67	34.60	38.15				1160	0.00	0.04	0.06	0.14	0.18	0.20
200	8.56	9.63	10.66	11.78	13.84	17.86	200	0.00	0.01	0.01	0.02	0.03	0.03
400	15.15	17.11	19.11	20.94	24.68	31.98	400	0.00	0.01	0.03	0.04	0.06	0.07
600	20.66	23.38	25.99	28.61	33.75	43.29	600	0.00	0.02	0.04	0.07	0.09	0.11
800	25.15	28.52	31.70	34.88	40.77	51.43	800	0.00	0.03	0.06	0.09	0.13	0.14
1000	28.70	32.44	36.00				1000	0.00	0.04	0.07	0.12	0.16	0.17
1200	31.04	34.97					1200	0.00	0.04	0.09	0.14	0.19	0.21

- For when your drive needs more “muscle.”
- Ideal for heavier shock loaded applications and reciprocated engine powered drives.
- Exclusive T-stud for easy assembly.
- Highly resistant to oil, water, chemicals and extreme temperatures.
- Easy to fit — no need to dismantle drives.
- Reduces transmitted vibration.





SuperTLink Power Ratings for SPZ Section Belt

RPM of Faster Shaft	Basic Horsepower per Belt for Small Pulley Outside Diameter										RPM of Faster Shaft	Add-on Horsepower per Belt for Speed Ratio				
	71mm	80mm	90mm	100mm	112mm	125mm	140mm	150mm	160mm	10.0 to 1.01		1.01 to 1.05	1.06 to 1.26	1.27 to 1.57	1.58 and higher	
1160	1.31	1.72	2.18	2.62	3.16	3.72	4.38	4.81	5.26		1160	0.00	0.03	0.12	0.19	0.23
1750	1.81	2.40	3.07	3.71	4.42	5.29	6.20	6.80	7.39		1750	0.00	0.04	0.20	0.29	0.36
3450	2.93	3.99	5.13	6.23	7.51	8.78	10.19				3450	0.00	0.07	0.40	0.57	0.70
200	0.30	0.38	0.48	0.56	0.72	0.78	0.90	1.00	1.08		200	0.00	0.00	0.03	0.04	0.04
400	0.52	0.70	0.86	1.04	1.24	1.45	1.71	1.87	2.02		400	0.00	0.01	0.04	0.07	0.08
600	0.64	1.00	1.24	1.48	2.02	2.09	2.44	2.69	2.92		600	0.00	0.01	0.08	0.10	0.12
800	0.97	1.26	1.58	1.91	2.28	2.70	3.16	3.47	3.77		800	0.00	0.01	0.10	0.15	0.16
1000	1.16	1.52	1.92	2.31	2.77	3.28	3.54	3.85	4.60		1000	0.00	0.01	0.11	0.16	0.20
1200	1.35	1.77	2.24	2.70	3.25	3.84	4.51	4.94	5.38		1200	0.00	0.03	0.14	0.20	0.24
1400	1.52	2.01	2.55	3.09	3.71	4.38	5.15	5.64	6.14		1400	0.00	0.03	0.16	0.23	0.29
1600	1.68	2.24	2.84	3.44	4.15	4.90	5.76	6.31	6.87		1600	0.00	0.03	0.19	0.27	0.33
1800	1.84	2.46	3.14	3.80	4.57	5.41	6.62	6.95	7.55		1800	0.00	0.04	0.22	0.30	0.37
2000	2.00	2.68	3.41	4.12	4.98	5.89	6.91	7.57	8.22		2000	0.00	0.04	0.24	0.33	0.41
2200	2.16	2.88	3.69	4.46	5.38	6.36	7.44	8.15	8.84		2200	0.00	0.04	0.26	0.37	0.45
2400	2.29	3.09	3.93	4.78	5.76	6.80	7.96	8.33	9.44		2400	0.00	0.04	0.29	0.41	0.49
2600	2.42	3.28	4.18	4.97	6.13	7.22	8.45	9.23	9.98		2600	0.00	0.05	0.30	0.44	0.53
2800	2.57	3.45	4.42	5.38	6.47	7.63	8.90	9.72	10.51		2800	0.00	0.05	0.33	0.48	0.57
3000	2.68	3.63	4.65	5.64	6.80	8.01	9.34	10.18	10.98		3000	0.00	0.05	0.36	0.49	0.61
3200	2.79	3.80	4.86	5.91	7.13	8.37	9.74	10.60			3200	0.00	0.07	0.38	0.53	0.67
3400	2.87	3.95	5.08	6.17	7.43	8.71	10.10				3400	0.00	0.07	0.40	0.57	0.70
3600	3.00	4.10	5.27	6.41	7.70	9.02					3600	0.00	0.07	0.42	0.60	0.74
3800	3.11	4.25	5.46	6.74	7.96	9.31					3800	0.00	0.07	0.45	0.64	0.78
4000	3.20	4.38	5.64	6.84	8.21						4000	0.00	0.07	0.48	0.67	0.82
4200	3.29	4.51	5.80	7.03	8.42						4200	0.00	0.08	0.49	0.70	0.86
4400	3.36	4.63	5.95	7.21							4400	0.00	0.08	0.52	0.74	0.90
4600	3.44	4.73	6.09	7.38							4600	0.00	0.09	0.55	0.76	0.94
4800	3.51	4.83	6.21	7.52							4800	0.00	0.09	0.56	0.80	0.98
5000	3.56	4.92	6.33								5000	0.00	0.09	0.59	0.85	1.04
5200	3.62	5.01	6.45								5200	0.00	0.09	0.61	0.86	1.07
5400	3.66	5.07	6.52								5400	0.00	0.10	0.64	0.90	1.11
5600	3.69	5.13									5600	0.00	0.11	0.68	0.99	1.21
5800	3.73	5.18									5800	0.00	0.11	0.78	1.02	1.25
6000	3.74	5.22									6000	0.00	0.12	0.75	1.06	1.30
6200	3.77										6200	0.00	0.12	0.76	1.09	1.34
6400	3.77										6400	0.00	0.12	0.79	1.13	1.34

SuperTLink Power Ratings for SPA Section Belt

RPM of Faster Shaft	Basic Horsepower per Belt for Small Pulley Outside Diameter										RPM of Faster Shaft	Add-on Horsepower per Belt for Speed Ratio				
	90mm	100mm	112mm	125mm	140mm	150mm	160mm	200mm	250mm	10.0 to 1.01		1.01 to 1.05	1.06 to 1.26	1.27 to 1.57	1.58 and higher	
1160	2.19	2.95	3.86	4.81	5.90	6.61	7.28	10.04	13.34		1160	0.00	0.05	0.32	0.46	0.55
1750	2.95	4.08	5.33	6.70	8.28	9.25	10.24	14.04			1750	0.00	0.08	0.48	0.71	0.88
3450	4.34	6.19	8.33	10.51							3450	0.00	0.14	0.94	1.34	1.64
200	0.53	0.68	0.86	1.05	1.27	1.42	1.56	3.07	2.83		200	0.00	0.01	0.05	0.08	0.09
400	0.96	1.24	1.58	1.94	2.36	2.62	2.91	3.97	5.30		400	0.00	0.01	0.11	0.11	0.19
600	1.32	1.73	2.23	2.76	3.35	3.76	4.15	5.71	7.62		600	0.00	0.03	0.16	0.23	0.29
800	1.65	2.19	2.84	3.52	4.05	4.82	5.34	7.35	9.81		800	0.00	0.04	0.22	0.30	0.38
1000	1.98	2.62	3.41	4.26	5.21	5.83	6.46	8.92	11.88		1000	0.00	0.04	0.29	0.40	0.48
1200	2.25	3.03	3.96	4.94	6.06	6.80	7.54	10.39	13.81		1200	0.00	0.05	0.33	0.48	0.57
1400	2.54	3.43	4.48	5.61	6.89	7.67	8.56	11.80	15.61		1400	0.00	0.07	0.38	0.55	0.67
1600	2.79	3.78	4.98	6.24	7.67	8.62	9.54	13.11	17.25		1600	0.00	0.07	0.44	0.63	0.76
1800	3.02	4.12	5.44	6.84	8.42	9.45	10.46	14.34	19.43		1800	0.00	0.08	0.49	0.70	0.90
2000	3.24	4.46	5.89	7.41	9.12	10.23	11.32	15.47			2000	0.00	0.09	0.55	0.78	0.96
2200	3.44	4.77	6.31	7.95	9.79	10.99	12.14	16.50			2200	0.00	0.09	0.60	0.86	1.05
2400	3.63	5.04	6.70	8.45	10.41	11.66	12.89	17.41			2400	0.00	0.10	0.67	0.93	1.15
2600	3.81	5.31	7.07	8.92	9.89	12.29	13.57				2600	0.00	0.11	0.71	1.01	1.24
2800	3.96	5.56	7.41	9.35	11.50	12.88	14.19				2800	0.00	0.11	0.76	1.09	1.34
3000	4.10	5.77	7.72	9.76	11.99	13.39	14.74				3000	0.00	0.12	0.83	1.17	1.43
3200	4.22	5.98	8.01	10.12	12.41	13.85					3200	0.00	0.14	0.88	1.24	1.53
3400	4.32	6.16	8.27	10.43	12.77						3400	0.00	0.14	0.93	1.32	1.62
3600	4.40	6.31	8.48	10.72							3600	0.00	0.15	0.98	1.41	1.72
3800	4.47	6.45	8.67	10.95							3800	0.00	0.16	1.05	1.48	1.81
4000	4.52	6.55	8.84	11.14							4000	0.00	0.16	1.09	1.68	1.91
4200	4.56	6.62	8.97								4200	0.00	0.18	1.15	1.63	2.00
4400	4.56	6.69	9.05								4400	0.00	0.19	1.19	1.71	2.10
4600	4.55	6.71									4600	0.00	0.19	1.26	1.80	2.19
4800	4.52	6.71									4800	0.00	0.20	1.31	1.87	2.29
5000	4.47										5000	0.00	0.22	1.38	1.95	2.38
5200	4.40										5200	0.00	0.22	1.43	2.06	2.48



SuperTLink Power Ratings for SPB Section Belt

RPM of Faster Shaft	Basic Horsepower per Belt for Small Pulley Outside Diameter									RPM of Faster Shaft	Add-on Horsepower per Belt for Speed Ratio				
	140mm	150mm	160mm	180mm	200mm	224mm	250mm	315mm	355mm		1.00 to 1.01	1.01 to 1.05	1.06 to 1.26	1.27 to 1.57	1.58 and higher
1160	6.56	7.63	8.89	11.17	13.40	16.03	18.80	25.37	29.14	1160	0.00	0.10	0.68	1.00	1.21
1750	8.85	10.49	12.10	15.25	18.30	21.78	25.36			1750	0.00	0.15	1.05	1.49	1.73
200	1.53	1.76	2.00	2.46	2.92	3.47	4.05	5.50	6.38	200	0.00	0.01	0.11	0.09	0.20
400	2.76	3.21	3.66	4.53	5.41	4.98	7.55	7.95	11.95	400	0.00	0.04	0.24	0.34	0.42
600	3.88	4.52	5.17	6.45	6.57	9.20	9.22	14.73	17.07	600	0.00	0.05	0.36	0.51	0.63
800	4.65	5.75	6.57	8.23	9.86	11.78	12.34	18.83	21.79	800	0.00	0.08	0.48	0.68	0.85
1000	5.98	6.88	7.89	9.90	11.88	14.20	16.69	22.61	26.08	1000	0.00	0.09	0.60	0.86	1.05
1200	6.74	7.93	9.13	11.48	13.78	16.47	19.31	26.04	29.87	200	0.00	0.11	0.72	1.04	1.26
1400	7.57	8.93	10.28	12.94	15.54	18.56	21.72	29.07		1400	0.00	0.12	0.85	1.20	1.46
1600	8.32	9.85	11.35	14.31	17.16	23.02	23.90			1600	0.00	0.15	0.97	1.38	1.68
1800	9.02	10.69	12.34	15.55	18.65	22.19	25.82			1800	0.00	0.16	1.08	1.54	1.88
2000	9.64	11.47	13.23	16.69	19.98	23.71				2000	0.00	0.19	1.21	1.71	2.10
2200	10.21	12.15	14.04	17.68	21.13					2200	0.00	0.20	1.32	1.88	2.31
2400	10.72	12.75	14.75	18.56	22.13					2400	0.00	0.23	1.45	2.05	2.53
2600	11.13	13.27	15.35	19.30						2600	0.00	0.24	1.57	2.23	2.73
2800	11.48	13.71	15.85							2800	0.00	0.27	1.69	2.39	2.95
3000	11.74	14.04	16.24							3000	0.00	0.29	1.81	2.57	3.14
3200	11.92									3200	0.00	0.29	1.94	2.74	3.36
3400	12.03									3400	0.00	0.32	2.05	2.92	3.57

SuperTLink Power Ratings for SPC Section Belt

RPM of Faster Shaft	Basic Horsepower per Belt for Small Pulley Outside Diameter									RPM of Faster Shaft	Add-on Horsepower per Belt for Speed Ratio				
	224mm	250mm	280mm	300mm	315mm	335mm	355mm	400mm	500mm		1.00 to 1.01	1.01 to 1.05	1.06 to 1.26	1.27 to 1.57	1.58 and higher
870	15.81	19.87	24.48	27.49	29.73	32.65	35.53	41.83		870	0.00	0.22	2.04	2.02	2.47
1160	19.69	24.68	30.40	34.11	36.81	40.35	43.79			1160	0.00	0.29	1.90	2.70	3.30
1750	25.14	31.71								1750	0.00	0.45	2.87	4.07	5.00
200	4.64	5.72	6.95	7.78	8.40	9.20	10.01	11.82	15.77	200	0.00	0.05	0.33	0.48	0.29
400	8.40	10.45	12.79	14.34	15.49	17.02	18.53	21.93	29.26	400	0.00	0.10	0.65	0.93	1.15
600	11.76	14.72	18.08	20.29	21.94	24.12	26.27	31.05	41.26	600	0.00	0.15	0.98	1.41	1.71
800	14.82	18.60	22.90	25.72	27.81	30.56	33.26	39.22	51.64	800	0.00	0.20	1.31	1.86	2.28
1000	17.57	22.13	27.27	30.61	33.07	36.31	39.46	46.32		1000	0.00	0.26	1.64	2.33	2.85
1200	20.03	25.28	31.13	34.92	37.69	41.29	44.82	52.22		1200	0.00	0.30	1.97	2.79	3.43
1400	22.18	28.02	34.48	38.59	41.57	45.42				1400	0.00	0.36	2.29	3.26	3.99
1600	24.00	30.33	37.22							1600	0.00	0.41	2.62	3.72	4.56
1800	25.47	32.17								1800	0.00	0.46	2.95	4.19	5.13
2000	26.56									2000	0.00	0.54	3.45	4.89	6.01

- Designed for SP Metric rated drives.
- Highly resistant to oil, water, chemicals and extreme temperatures.
- Exclusive T-stud for easy assembly.
- Easy to fit — no need to dismantle drives.
- Reduces transmitted vibration.



Count on Fenner Drives.

We've got the right product for your application.



EAGLE
POLYURETHANE BELTING & O-RINGS

PowerTwist Plus
V-BELTS

SUPER T LINK
SP WEDGE BELTS

NUT LINK
V-BELTS

T-MAX
BELT & CHAIN TENSIONERS

PowerMax
PULLEYS & IDLERS

B-LOC
KEYLESS BUSHINGS

Trantorque
Keyless Bushings

Trackstar
UHMW BELT & CHAIN GUIDES

Fenner Drives is a proven leader in the design and manufacture of problem-solving power transmission and motion transfer components. Recognized widely for our expertise and innovation in manufacturing technology, we consistently blend reliability, quality and value in our products. Our ISO 9001:2000 certified production facilities are located in Leeds, UK; Manheim, PA; and Wilmington, NC. As part of our commitment to provide unsurpassed technical support and service, we maintain extensive engineering, development and testing facilities.

Visit us at www.fennerdrives.com

 **Fenner Drives**[®]

an ISO 9001:2000 certified company

311 West Stiegel Street
Manheim, PA 17545-1747

www.fennerdrives.com
TEL: 800-243-3374
TEL: 717-665-2421
FAX: 717-665-2649

Hudson Road
Leeds, LS9 7DF UK

www.fennerdrives.com
TEL: +44 (0)870 7577007
TEL: +44 (0)113 2493486
FAX: +44 (0)113 2489656